

VIEWS FROM CAROLINA

2026 CALENDAR PHOTO CONTEST




TIPS FOR CAPTURING A WINNING SHOT.

1. HIGHLIGHT THE STATE'S BEAUTY.

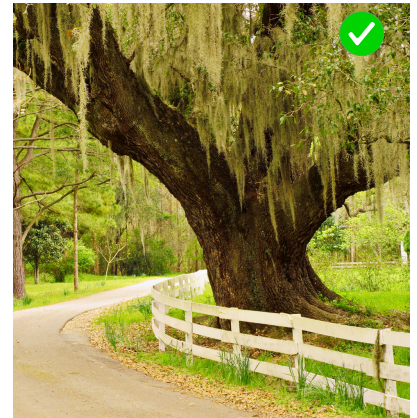
Show off the character and local charm that makes the scenes of South Carolina so picturesque and unique.



The serenity of an open field is great, but can be found just about anywhere.




Highlighting a popular South Carolina landmark can yield great results.




The southern beauty of Spanish Moss makes for a stunning photo.

2. KEEP IT NATURAL.


Capture authentic Carolina moments that aren't overly staged or edited.



Vibrant colors are fun, but exaggerated filters can seem unauthentic.



Showcasing a simple object in the beauty of nature is moving.




A natural sunset can actually display an array of beautiful colors--no filter needed.

3. AVOID BACKGROUND DISTRACTIONS.

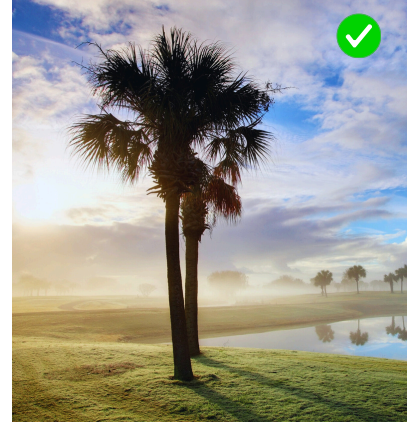
Make sure your background adds to the photo, not takes away from it.



Avoid busy photos with clutter.




Clear backgrounds with clean lines allow the scenery to really shine!




A simple silhouette with a clear background makes for a bold photo.

4. THINK SEASONALLY.


Submit photos that fit different seasons like spring blooms, summer sunsets, fall leaves, or winter frost.



Avoid unclear seasonal cues with no variation in light or color.




A photo of seasonal blooms adds an element of vibrancy and fun.




Winter in the south can be stunning.

5. USE A CLEAN, HIGH-QUALITY LENS


Smudges or blurry lenses on your camera or phone can ruin even a great shot. Clean your lens and use the highest resolution settings.



Take care to avoid blurry photos and cloudy smudges.



Cleaning your lens enhances the vibrant details and colors.



Set your camera to the highest resolution for a beautiful crisp photo.